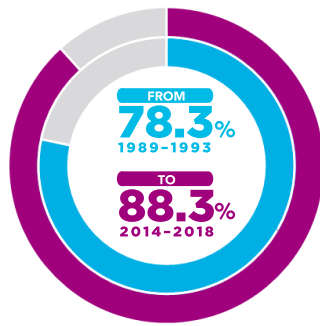


# CHILDHOOD CANCER SURVIVAL IN ONTARIO

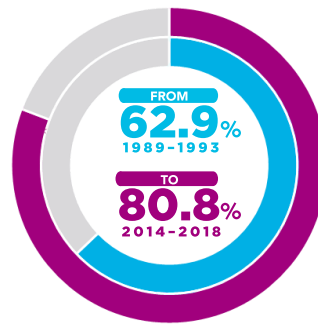
Survival rates are continuing to increase for many, but not all types of childhood cancer.



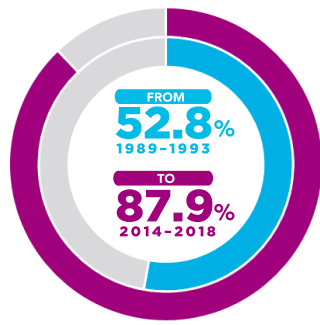
## 5-YEAR OVERALL SURVIVAL RATE BY CANCER TYPE (1989-2018) IMPROVEMENTS IN SURVIVAL



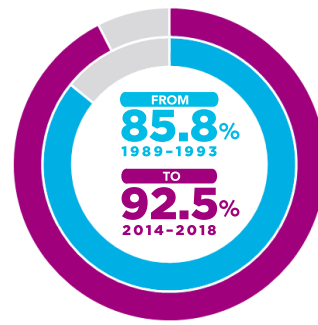
**LEUKEMIAS,  
MYELOPROLIFERATIVE DISEASES &  
MYELODYSPLASTIC DISEASES**



**NEUROBLASTOMA  
& OTHER PERIPHERAL NERVOUS CELL TUMOURS**



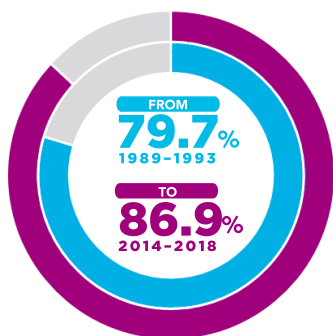
**EPENDYMOMAS  
& CHOROID PLEXUS TUMOURS**



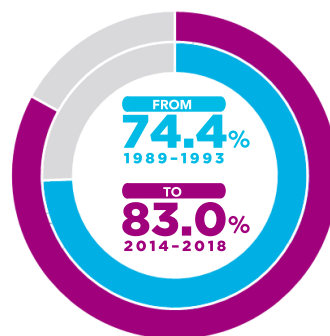
**LYMPHOID TUMOURS  
OR ACUTE LYMPHOBLASTIC LEUKEMIA (ALL)**

## 5-YEAR OVERALL SURVIVAL RATE BY AGE GROUP (1989-2018) IMPROVEMENTS\* IN SURVIVAL

\*STATISTICALLY SIGNIFICANT

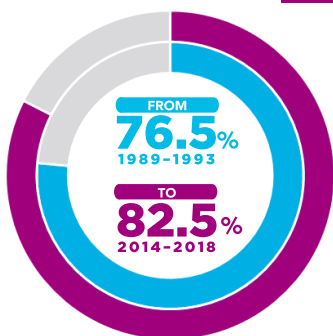


**AGED 1-4 YEARS**

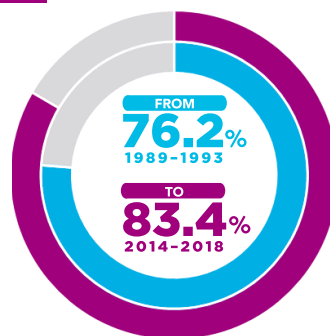


**AGED 5-9 YEARS**

### STABLE SURVIVAL



**AGED <1 YEAR**



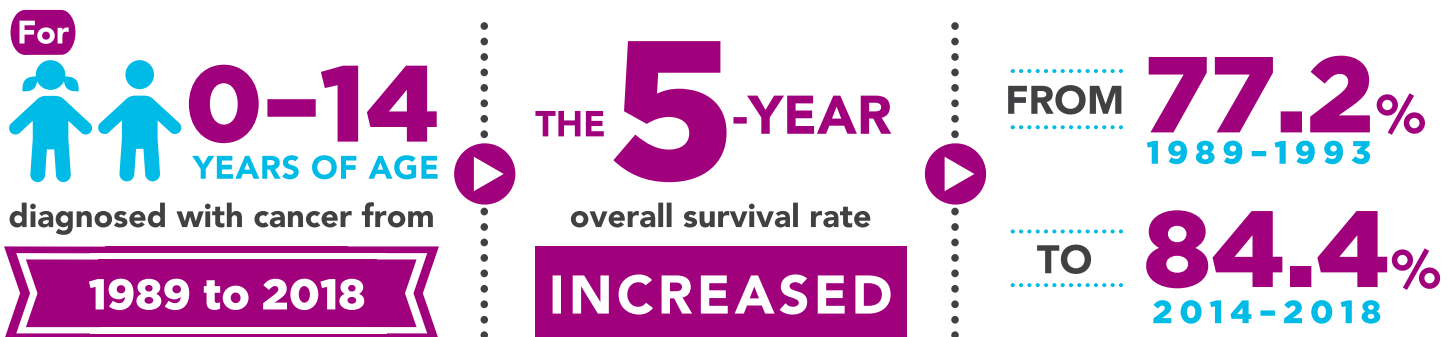
**AGED 10-14 YEARS**

Get the latest POGO statistics on childhood cancer incidence, mortality, survival and prevalence in Ontario at [www.pogo.ca/surveillance](http://www.pogo.ca/surveillance)



PEDIATRIC ONCOLOGY GROUP OF ONTARIO

# CHILDHOOD CANCER SURVIVAL IN ONTARIO



Get the latest POGO statistics on childhood cancer incidence, mortality, survival and prevalence in Ontario at [www.pogo.ca/surveillance](http://www.pogo.ca/surveillance)

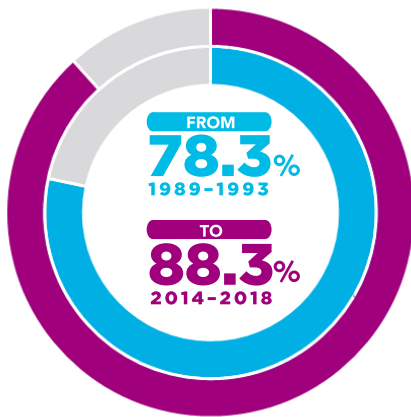
**POGO**

PEDIATRIC ONCOLOGY GROUP OF ONTARIO

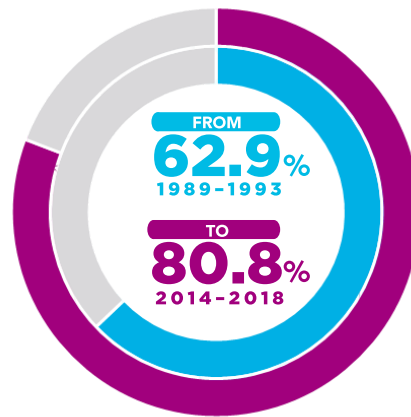
© Pediatric Oncology Group of Ontario, 2020 | [www.pogo.ca](http://www.pogo.ca)

# CHILDHOOD CANCER SURVIVAL IN ONTARIO

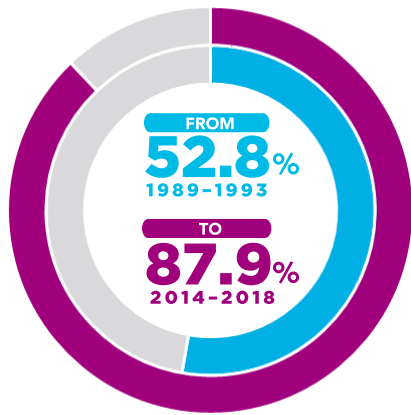
## 5-YEAR OVERALL SURVIVAL RATE BY CANCER TYPE (1989–2018) IMPROVEMENTS IN SURVIVAL



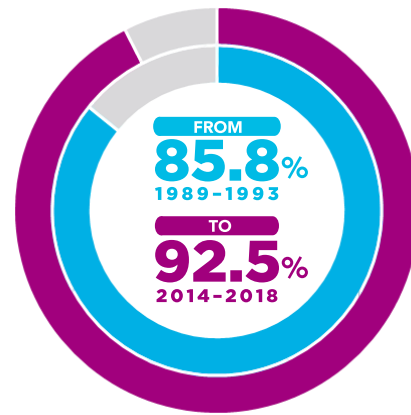
**LEUKEMIAS,  
MYELOPROLIFERATIVE DISEASES &  
MYELODYSPLASTIC DISEASES**



**NEUROBLASTOMA  
& OTHER PERIPHERAL NERVOUS CELL TUMOURS**



**EPENDYMOMAS  
& CHOROID PLEXUS TUMOURS**



**LYMPHOID TUMOURS  
OR ACUTE LYMPHOBLASTIC LEUKEMIA (ALL)**

Get the latest POGO statistics on childhood cancer incidence, mortality, survival and prevalence in Ontario at  
[www.pogo.ca/surveillance](http://www.pogo.ca/surveillance)

**POGO**

PEDIATRIC ONCOLOGY GROUP OF ONTARIO

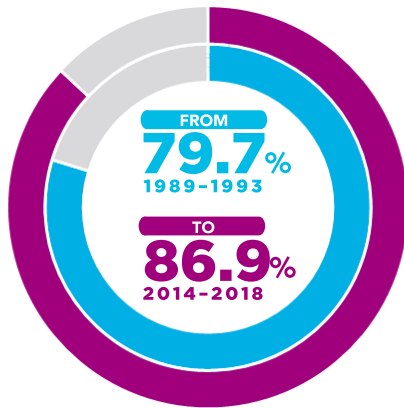
© Pediatric Oncology Group of Ontario, 2020 | [www.pogo.ca](http://www.pogo.ca)

# CHILDHOOD CANCER SURVIVAL IN ONTARIO

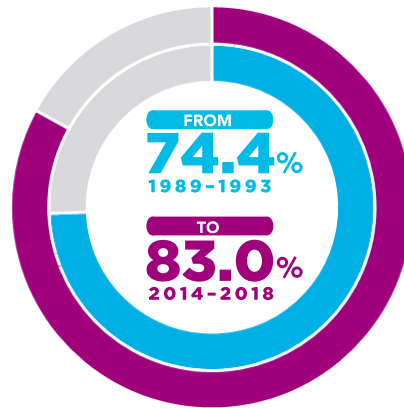
## 5-YEAR OVERALL SURVIVAL RATE BY AGE GROUP (1989–2018)

### IMPROVEMENTS\* IN SURVIVAL

\*STATISTICALLY SIGNIFICANT

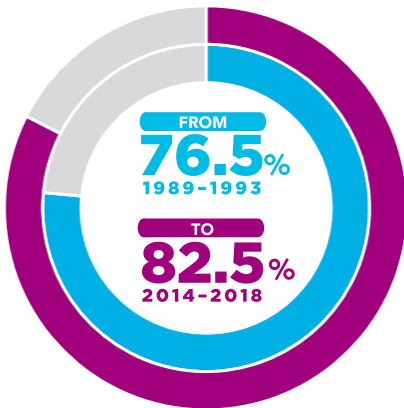


AGED 1–4 YEARS

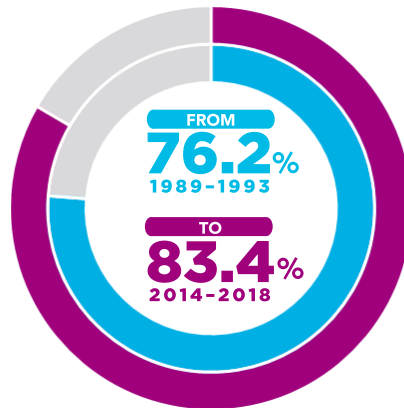


AGED 5–9 YEARS

### STABLE SURVIVAL



AGED <1 YEAR



AGED 10–14 YEARS

Get the latest POGO statistics on childhood cancer incidence, mortality, survival and prevalence in Ontario at

[www.pogo.ca/surveillance](http://www.pogo.ca/surveillance)

**POGO**

PEDIATRIC ONCOLOGY GROUP OF ONTARIO

© Pediatric Oncology Group of Ontario, 2020 | [www.pogo.ca](http://www.pogo.ca)